



National Marine Manufacturers Association

nmma.org

ECONOMIC SIGNIFICANCE OF RECREATIONAL BOATING IN CALIFORNIA

CONGRESSIONAL DISTRICT 48

Number of Recreational Boats*	23,795
Recreational Boating Industry Businesses	251
Total Jobs	2,780
Annual Recreational Boating-Related Spending	\$141.4 MILLION

TOTAL ANNUAL ECONOMIC IMPACT OF RECREATIONAL BOATING:



\$340.8 MILLION



RECREATIONAL BOATS IN CA-48

TOTAL BOATS* ▶ 23,795

REGISTERED BOATS	23,795
Power boats	17,304
PWCs	4,180
Sailboats	2,259
Other Boats	52
HOUSEHOLDS PER BOAT	11.2

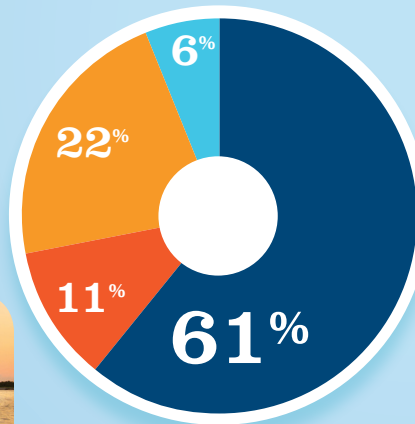


* Total boats are registered boats as reported by states to the USCG.

RECREATIONAL BOATING CREATES JOBS IN CA-48

TOTAL BOATING JOBS ▶ 1,770

Boat Building	102
Motor / Engine Mfgr.	-
Accessory / Supplies Mfgr.	394
Dealers / Wholesalers	196
Boat Services	1,078



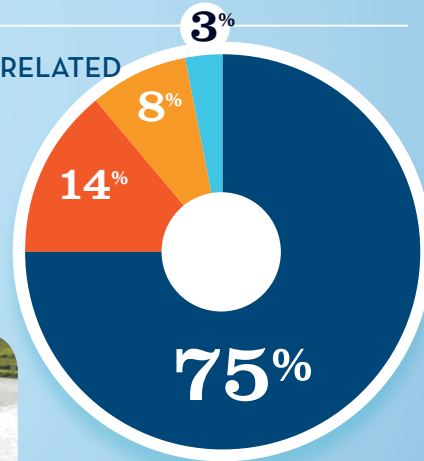
BOAT BUILDING 6%
MOTOR/ENG. MFGR. † 0%
ACC./SUPPLIES MFGR. 22%
DLRS/WHOLESALERS 11%
BOAT SERVICES 61%



RECREATIONAL BOATING-RELATED BUSINESSES IN CA-48

TOTAL BUSINESSES ▶ 251

Boat Building	8
Motor / Engine Mfgr.	-
Accessory / Supplies Mfgr.	20
Dealers / Wholesalers	34
Boat Services	189



BOAT BUILDING 3%
MOTOR/ENG. MFGR. † 0%
ACC./SUPPLIES MFGR. 8%
DLRS/WHOLESALERS 14%
BOAT SERVICES 75%


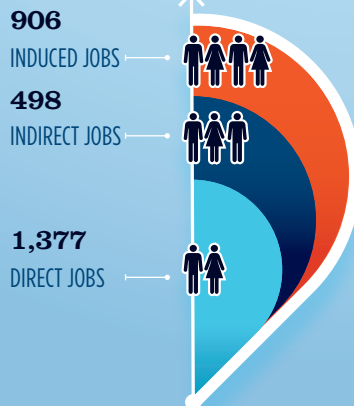


ESTIMATED JOBS IMPACT OF RECREATIONAL BOATING-RELATED SPENDING IN CA-48

EST. TOTAL JOBS ▶ 2,780

EST. TOTAL LABOR INCOME ▶ \$115.2 MILLIONS

Est. Direct Income	\$48.1
Est. Indirect Income	\$27.4
Est. Induced Income	\$39.7



RECREATIONAL BOATING INDUSTRY SALES IN CA-48

Boat Building	\$26.3	\$26.3 MILLION
Motor / Engine Mfgr.	\$0.0	\$0.0 MILLION
Accessory / Supplies Mfgr.	\$56.0	\$56.0 MILLION
TOTAL MFG. SALES	\$82.3	
Dealers / Wholesalers	\$95.8	\$95.8 MILLION
Boat Services	\$262.1	\$262.1 MILLION
TOTAL RETAIL & SERVICES SALES	\$357.9	

BOAT BUILDING \$26.3 MILLION
MOTOR/ENG. MFGR. \$0.0 MILLION
ACC./SUPPLIES MFGR. \$56.0 MILLION
DLRS/WHOLESALERS \$95.8 MILLION
BOAT SERVICES \$262.1 MILLION